



CUPBOARD.CABINET.LOCKER.MOBILE COMPACTOR.TABLE.  
MOBILE PEDESTAL.WARDROBE.PIGEON HOLE.SHOE RACK.

# OFFICE STEEL FURNITURE

VER.3-2017





## S118

Full Height Cupboard with Steel Swinging Door c/w 3 Adjustable Shelves

Size :  
915W x 457D x 1828H (MM)



## S118LB

Full Height Cupboard with Steel Swinging Door & Locking Bar c/w 3 Adjustable Shelves

Size :  
915W x 457D x 1828H (MM)



## S118W

Full Height Cupboard without door c/w 3 Adjustable Shelves

Size :  
915W x 457D x 1828H (MM)



## S116

Full Height Cupboard with Steel Sliding Door c/w 3 Adjustable Shelves

Size :  
915W x 457D x 1828H (MM)



## S119

Full Height Cupboard with Glass Sliding Door c/w 3 Adjustable Shelves

Size :  
915W x 457D x 1828H (MM)

### Color available :



LIGHT GREY



BEIGE



TWO TONE  
(BROWN + BEIGE)

### Accessories :

#### SSV-S118

Shelf for S118 / S118W c/w 4 clip

#### SSV-S119

Shelf for S116 / S119 c/w 4 clip

#### SLK-S118

Cupboard Lock - S118

#### SLK-S119

Sliding Door Lock - S116 / S119

#### S135

Shelf Clip



### S112

Half Height Cupboard with Steel Swinging Door c/w 1 Adjustable Shelves

Size : 915W x 457D x 915H (MM)



### S111

Half Height Cupboard with Steel Sliding Door c/w 1 Adjustable Shelves

Size : 915W x 457D x 915H (MM)



### S110

Half Height Cupboard with Glass Sliding Door c/w 1 Adjustable Shelves

Size : 915W x 457D x 915H (MM)



### S112W

Half Height Cupboard without door c/w 1 Adjustable Shelves

Size : 915W x 457D x 915H (MM)

Color available :



LIGHT GREY



BEIGE



TWO TONE (BROWN + BEIGE)

#### Accessories :

##### SSV-S118

Shelf for S118 / S118W c/w 4 clip

##### SSV-S119

Shelf for S116 / S119 c/w 4 clip

##### SLK-S118

Cupboard Lock - S118

##### SLK-S119

Sliding Door Lock - S116 / S119

##### S135

Shelf Clip



### S168

Steel Shoe Rack c/w 4 Fixed Shelves (with ventilation holes)

Size : 1000W x 400D x 800H (MM)



MOON HANDLE




HINGES



VENTILATION HOLES



**Color available :**



LIGHT GREY



BEIGE



TWO TONE (BROWN + BEIGE)

**Accessories :**

**SSV-S118**

Shelf for S199 / S200 c/w 4 clip

**SLK-S118**

Cupboard Lock - S198 / S199 / S200

**S135**

Shelf Clip

**S198**

Full Height Wardrobe with Steel Swinging Door c/w 1 Cloth Hanging Bar, 3 Fixed Shelves, 1 Drawer with Camlock & 1 Mirror

**Size :**

915W x 525D x 1828H (MM)



**S199**

Full Height Wardrobe with Steel Swinging Door c/w 1 Adjustable Shelf at Top & 1 Cloth Hanging Bar at Bottom

**Size :**

915W x 457D x 1828H (MM)



**S200**

Full Height Wardrobe with Steel Swinging Door c/w 1 Cloth Hanging Bar at Top & 1 Adjustable Shelf at Bottom

**Size :**

915W x 457D x 1828H (MM)

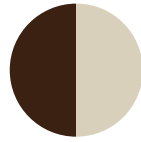
**Color available :**



LIGHT GREY



BEIGE



TWO TONE (BROWN + BEIGE)



**S106/5A** - 5 Drawers Filing Cabinet with Recess Handle c/w Ball Bearing Slide

**Size :**  
465W x 625D x 1620H (MM)

**Accessories :**

**SLK-S106**  
Drawer Lock - S106

**S128-L**  
Filing Pocket - Link (2 Sets X 25pcs / Box)



\* Ball Bearing Slide

**S106/5A**



**S106/AB**



**S106/ABLB**



**S106/BB**



**S106/CB**

**S106/AB** - 4 Drawers Filing Cabinet with Recess Handle c/w Ball Bearing Slide  
Size : 465W x 625D x 1320H (MM)

**S106/ABLB** - 4 Drawers Filing Cabinet with Recess Handle c/w Ball Bearing Slide & Locking Bar  
Size : 465W x 625D x 1320H (MM)

**S106/BB** - 3 Drawers Filing Cabinet with Recess Handle c/w Ball Bearing Slide  
Size : 465W x 625D x 1020H (MM)


**S106/CB** - 2 Drawers Filing Cabinet with Recess Handle c/w Ball Bearing Slide  
Size : 465W x 625D x 720H (MM)



Central Locking



Lateral Shelf



Handle



## HAND PUSH MOBILE COMPACTOR WITH CENTRAL LOCKING

Our Mobile Compactor Filing System are basically designed mainly for high space-saving efficiency storage system. Mainly for files, books, daily documents, stationeries and basically none high value items. Each moving row with bays can be moved on rails for major saving in aisle space where insufficient floor space is causing major inconvenience in today's modern metropolitan. A line up of our Mobile Compactor Filing System will be able to suit your space and storage requirement.

**Per Bay Measurement (Standard) :** 915W x 420D x 2115H (MM)

**No. of shelf per bay :** With built-in lateral file holder, 4 pieces of lateral shelf and 1 piece base shelf to provide 5 tier filing storage. (Max loading capacity : 50kgs per shelf)

**Material used :** - Cold Rolled Steel plate for the whole Bay's body and shelves. (0.7mm)  
 - Square Hollow Section and Steel Flat Bar for the track / rail.  
 - Cold Rolled Steel Bearing and Bearing Base.

**Finish :** Powder Coating

**Locking Device :** A central locking provided on the back of last single mobile bay for simple locking purposes.

### Accessories :

**SLK-S118**  
Cupboard Lock - S117

**SSV-S117**  
Shelf for S117 c/w 4 clip

### Color available :



LIGHT  
GREY

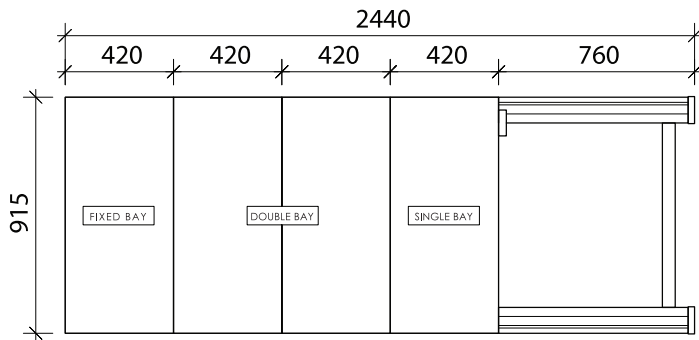


BEIGE

# FLOOR PLAN HAND PUSH MOBILE COMPACTOR

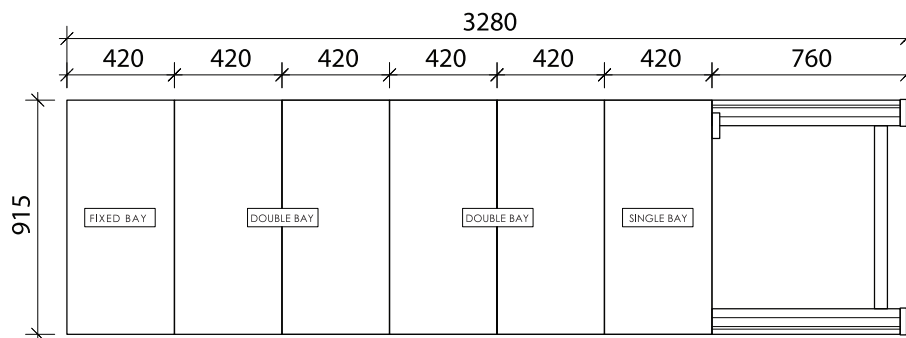
\* Size Per Bay : 420W x 915D x 2115H (MM)

\* Balance of Track When Closed : 760W (MM)



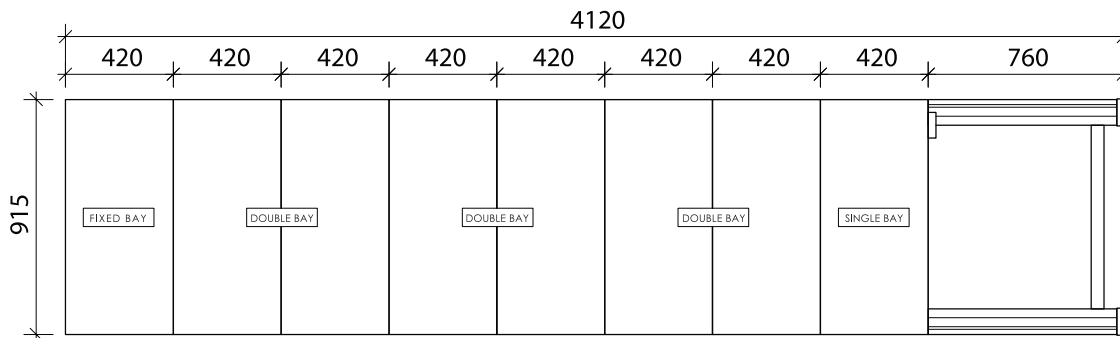
## S117/A - 4 x 1 Bay Depth Hand Push Mobile Compactor

Size : 2440W x 915D x 2115H (MM)



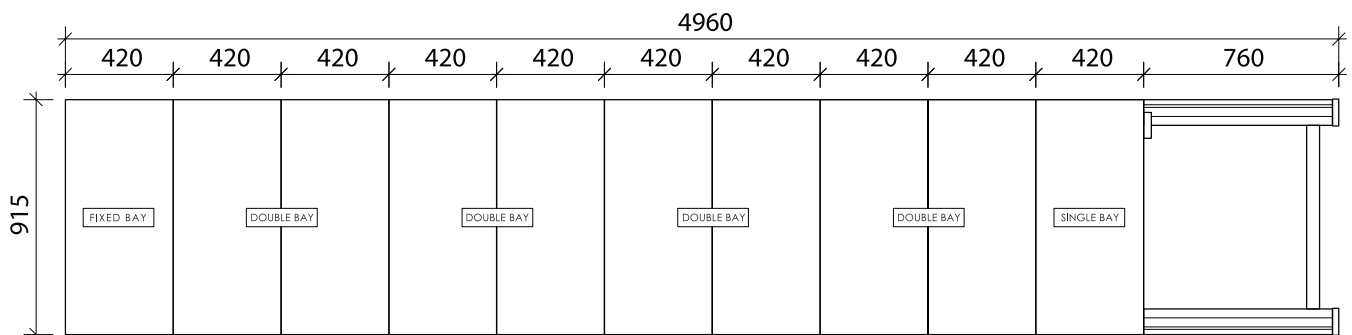
## S117/B - 6 x 1 Bay Depth Hand Push Mobile Compactor

Size : 3280W x 915D x 2115H (MM)



## S117/C - 8 x 1 Bay Depth Hand Push Mobile Compactor

Size : 4120W x 915D x 2115H (MM)



## S117/D - 10 x 1 Bay Depth Hand Push Mobile Compactor

Size : 4960W x 915D x 2115H (MM)

**S101/LT**

5' L-Shape Pedestal Desk  
(Black Linoleum Top)

Size : 1524W x 762D x 762H (MM)

**S101/MT**

5' L-Shape Pedestal Desk  
(Melamine Chipboard Top)

Size : 1524W x 762D x 762H (MM)



**S101/LT**

**S102/LT**

4' Single Pedestal Desk  
(Black Linoleum Top)

Size : 1220W x 762D x 762H (MM)

**S102/MT**

4' Single Pedestal Desk  
(Melamine Chipboard Top)

Size : 1220W x 762D x 762H (MM)



**S102/MT**

**S102/LTBL**

4' Single Pedestal Desk with Block Leg  
(Black Linoleum Top)

Size : 1220W x 762D x 762H (MM)

**S102/MTBL**

4' Single Pedestal Desk with Block Leg  
(Melamine Chipboard Top)

Size : 1220W x 762D x 762H (MM)



**S102/LTBL**

**Body Color available :**



LIGHT GREY



BEIGE



TWO TONE (BROWN + BEIGE)

**Melamine Chipboard Top available :**



BEECH



CHERRY



MAPLE



LIGHT GREY



**S103/LT**

5' Double Pedestal Desk  
(Black Linoleum Top)  
Size : 1524W x 762D x 762H (MM)

**S103/MT**

5' Double Pedestal Desk  
(Melamine Chipboard Top)  
Size : 1524W x 762D x 762H (MM)



**S103/LT**

**S136**

4' General Purpose Table  
with Centre Drawer  
Size : 1220W x 762D x 762H (MM)

**S137**

5' General Purpose Table  
with Centre Drawer  
Size : 1524W x 762D x 762H (MM)

\* Just available for Black Linoleum Top



**S136**

**S104/A**

4' Utility Table  
Size : 1220W x 762D x 762H (MM)

**S104/B**

5' Utility Table  
Size : 1524W x 762D x 762H (MM)

\* Just available for Black Linoleum Top



**S104/A**

**Body Color available :**



LIGHT GREY

BEIGE

TWO TONE (BROWN + BEIGE)

**Melamine Chipboard Top available :**



BEECH

CHERRY

MAPLE

LIGHT GREY



### 3 Compartments Steel Locker

4 Optional Size :

- S140/A** - Size : 915W x 381D x 1828H mm (15"D)
- S140/AS** - Size : 915W x 457D x 1828H mm (18"D)
- S138/A** - Size : 1143W x 381D x 1828H mm (15"D)
- S138/AS** - Size : 1143W x 457D x 1828H mm (18"D)

\* With Cloth Hanging Bar



### 6 Compartments Steel Locker

4 Optional Size :

- S141/A** - Size : 915W x 381D x 1828H mm (15"D)
- S141/AS** - Size : 915W x 457D x 1828H mm (18"D)
- S139/A** - Size : 1143W x 381D x 1828H mm (15"D)
- S139/AS** - Size : 1143W x 457D x 1828H mm (18"D)

\* With Cloth Hanging Bar



### 9 Compartments Steel Locker

4 Optional Size :

- S105/A** - Size : 915W x 381D x 1828H mm (15"D)
- S105/AS** - Size : 915W x 457D x 1828H mm (18"D)
- S135/A** - Size : 1143W x 381D x 1828H mm (15"D)
- S135/AS** - Size : 1143W x 457D x 1828H mm (18"D)

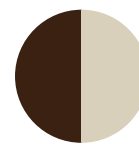
Color available :



LIGHT GREY




BEIGE



TWO TONE (BROWN + BEIGE)

Locker's Lock Option : Latch Lock | Handle Camlock | Digital Lock | Ear Hinges



## 12 Compartments Steel Locker

**4 Optional Size :**

- S107/A - Size :** 915W x 381D x 1828H mm (15"D)
- S107/AS - Size :** 915W x 457D x 1828H mm (18"D)
- S108/A - Size :** 1143W x 381D x 1828H mm (15"D)
- S108/AS - Size :** 1143W x 457D x 1828H mm (18"D)



## 15 Compartments Steel Locker

**4 Optional Size :**

- S125/A - Size :** 915W x 381D x 1828H mm (15"D)
- S125/AS - Size :** 915W x 457D x 1828H mm (18"D)
- S126/A - Size :** 1143W x 381D x 1828H mm (15"D)
- S126/AS - Size :** 1143W x 457D x 1828H mm (18"D)



## 18 Compartments Steel Locker

**4 Optional Size:**

- S109/A - Size :** 915W x 381D x 1828H mm (15"D)
- S109/AS - Size :** 915W x 457D x 1828H mm (18"D)
- S115/A - Size :** 1143W x 381D x 1828H mm (15"D)
- S115/AS - Size :** 1143W x 457D x 1828H mm (18"D)

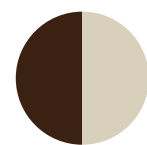
**Color available :**



LIGHT  
GREY



BEIGE



TWO TONE  
(BROWN + BEIGE)

**Locker's Lock Option :** Latch Lock | Handle Camlock | Digital Lock | Ear Hinges



### S114/D

**1 Compartment Steel Locker**  
**S114/D - Size (15" D)**  
 : 381W x 381D x 1828H (MM)  
**S114/DS - Size (18" D)**  
 : 381W x 457D x 1828H (MM)  
 \* With Cloth Hanging Bar



### S114/C

**2 Compartments Steel Locker**  
**S114/C - Size (15" D)**  
 : 381W x 381D x 1828H (MM)  
**S114/CS - Size (18" D)**  
 : 381W x 457D x 1828H (MM)  
 \* With Cloth Hanging Bar



### S114/3

**3 Compartments Steel Locker**  
**S114/3 - Size (15" D)**  
 : 381W x 381D x 1828H (MM)  
**S114/3S - Size (18" D)**  
 : 381W x 457D x 1828H (MM)



### S114/B

**4 Compartments Steel Locker**  
**S114/B - Size (15" D)**  
 : 381W x 381D x 1828H (MM)  
**S114/BS - Size (18" D)**  
 : 381W x 457D x 1828H (MM)



### S114/E

**5 Compartments Steel Locker**  
**S114/E - Size (15" D)**  
 : 381W x 381D x 1828H (MM)  
**S114/ES - Size (18" D)**  
 : 381W x 457D x 1828H (MM)



### S114/A

**6 Compartments Steel Locker**  
**S114/A - Size (15" D)**  
 : 381W x 381D x 1828H (MM)  
**S114/AS - Size (18" D)**  
 : 381W x 457D x 1828H (MM)

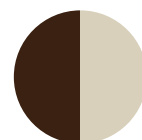
**Color available :**



LIGHT  
GREY



BEIGE



TWO TONE  
(BROWN + BEIGE)

**Locker's Lock Option :** Latch Lock | Handle Camlock | Digital Lock | Ear Hinges



## S113/A

6 Pigeon Holes Side Table

Size : 915W x 381D x 930H (MM)



## S113/B

9 Pigeon Holes Side Table

Size : 915W x 381D x 890H (MM)



## SPH12

12 Pigeon Holes

4 Optional Sizes:

- 915W x 381D x 1828H mm (15"D)
- 915W x 457D x 1828H mm (18"D)
- 1143W x 381D x 1828H mm (15"D)
- 1143W x 457D x 1828H mm (18"D)



## SPH15

15 Pigeon Holes

4 Optional Sizes:

- 915W x 381D x 1828H mm (15"D)
- 915W x 457D x 1828H mm (18"D)
- 1143W x 381D x 1828H mm (15"D)
- 1143W x 457D x 1828H mm (18"D)



## SPH18

18 Pigeon Holes

4 Optional Sizes:

- 915W x 381D x 1828H mm (15"D)
- 915W x 457D x 1828H mm (18"D)
- 1143W x 381D x 1828H mm (15"D)
- 1143W x 457D x 1828H mm (18"D)

Color available :



LIGHT  
GREY



BEIGE



TWO TONE  
(BROWN + BEIGE)



## S180

**Steel Mobile Pedestal with Ball Bearing Slide  
2 Drawer + 1 File**

Size : 400W x 490D x 680H (MM)



## S181

**Steel Mobile Pedestal with Ball Bearing Slide  
3 Drawer**

Size : 400W x 490D x 550H (MM)



## S182

**Steel Mobile Pedestal with Ball Bearing Slide  
1 Drawer + 1 File**

Size : 400W x 490D x 530H (MM)



## Half Height

**6 Compartments Steel Locker**

**S127/A - Size (15" D)**

: 915W x 381D x 915H (MM)

**S127/AS - Size (18" D)**

: 915W x 457D x 915H (MM)

**S128/A - Size (15" D)**

: 1143W x 381D x 915H (MM)

**S128/AS - Size (18" D)**

: 1143W x 457D x 915H (MM)



## Half Height

**9 Compartments Steel Locker**

**S129/A - Size (15" D)**

: 915W x 381D x 915H (MM)

**S129/AS - Size (18" D)**

: 915W x 457D x 915H (MM)

**S130/A - Size (15" D)**

: 1143W x 381D x 915H (MM)

**S130/AS - Size (18" D)**

: 1143W x 457D x 915H (MM)



### SCM-0001

Full Height Wardrobe with Steel Swinging Door c/w 1 Mirror & Cupboard Lock, 1 Top Shelf, 1 Divider, 4 Small Fixed Shelf & 1 Cloth Hanging Bar

Size : 750W x 470D x 2100H (MM)



### SCM-0002

1 Compartment Steel Locker with Steel Swinging Door c/w 1 Cloth Hanging Bar, 1 Mirror, 1 Centre Drawer with Camlock & 1 Fixed Shelf at bottom

Size : 457W x 508D x 1828H (MM)



### SCM-0003

36 Compartment Steel Locker with Steel Swinging Door c/w Camlock

Size : 915W x 381D x 1828H (MM)



### SCM-0004

30 Pigeon Hole

Size : 915W x 457D x 1828H (MM)



### SCM-0005

12 Compartment Steel Locker with Steel Swinging Door c/w Camlock

Size : 381W x 381D x 1828H (MM)

## ACCESSORIES :



**SLK-S118**  
Cupboard Lock



**SLK-S114**  
Locker Lock



**SLK-S119**  
Sliding Door Lock



**SLK-S106**  
Drawer Lock




**SSV-S117**  
Shelf S117 c/w  
4 Clip




**SSV-S118**  
Shelf S112 / S118 /  
S199/ S200 c/w 4 Clip



**SSV-S119**  
Shelf S110 / S111 /  
S116 / S119 c/w 4 Clip



**S135**  
Shelf Clip



**S128-L**  
Filing Pocket - Link  
(2 Sets x 25 Pcs / Box)

## LOCKER'S LOCK OPTION :



**Latch Lock**



**Handle Camlock**



**Digital Lock**



**Ear Hinges**

